

ANNAPOLIS REMO

**Town of Annapolis Royal
Council Engagement Session**

*Brian Orde, Regional Emergency Management Coordinator
Annapolis REMO – Emergency Preparedness Presentation
June 22, 2026*



What is Annapolis REMO?



Annapolis Regional Emergency Management Organization




COUNTY of ANNAPOOLIS
NATURALLY ROOTED



Have you ever thought about how to prepare for an emergency?

What if you:

- Didn't have electricity or water for 3 days to 2 weeks?
- Had to leave your home on short notice?
- Needed to contact your family and get official information during an emergency?



Know the Risks

What emergencies could affect Annapolis County? Annapolis Royal?

- *Hurricanes*
- *Wildfires*
- *Winter storms*
- *Flooding*
- *Extended power outages*
- *Extreme Heat*

WILDFIRE SEASON (MARCH 15TH – OCTOBER 15TH)

ALANTIC HURRICANE SEASON (JUNE 1ST – NOVEMBER 30TH)



Know the Risks

Reducing Your Risk: FireSmart & FloodSmart




<https://firesmartcanada.ca/>

<https://floodsmartcanada.ca/>



Have A Plan

Know what you'll do before an emergency happens



Build a Kit

Be Prepared for at least 72 hours



Stay Informed

Information helps you make good decisions

The infographic displays several methods for staying informed:

- Facebook**: Represented by the Facebook 'f' logo.
- X (Twitter)**: Represented by the Twitter 'X' logo.
- Radio**: Represented by a portable radio device.
- Newsletter**: Represented by a printed newsletter and an envelope icon.
- Alert Ready**: Logo for the Emergency Alert System, featuring a red maple leaf and signal waves.
- Environment Canada**: Logo featuring a red maple leaf and the text 'Environment Canada'.
- Alert Ready 2-1-1**: Logo for Nova Scotia's emergency number, featuring a blue speech bubble with '2-1-1' and 'Nova Scotia NS 211' below it.
- Nova Scotia Department of Emergency Management NS DEM**: Logo featuring a blue bird icon and the text 'NOVA SCOTIA DEPARTMENT OF EMERGENCY MANAGEMENT NS DEM'.
- Annapolis REMO website**: Represented by a laptop and a smartphone displaying the website interface for the Regional Emergency Management Organization.
- Alertable**: Represented by a smartphone displaying a red exclamation mark icon and the word 'ALERTABLE'.

On the right side, a signpost lists four key actions:

- KNOW THE RISKS
- MAKE A PLAN
- BUILD A KIT
- STAY INFORMED

At the bottom, a dark blue bar contains four icons and their corresponding phrases:

- Be Prepared. (Icon: first aid kit)
- Be Aware. (Icon: lightning cloud)
- Stay Informed. (Icon: radio tower)
- Take Action. (Icon: checkmark)



ANNAPOLIS REMO



Emergency Alert Notifications for Annapolis County

https://youtu.be/wxkwmJDxm6s?si=Ye0AKEblQggaqRo_



What is Alertable?



Why use Alertable?

- Be Informed about local Emergencies
- Free
- Fast
- Easy
- Local
- Customizable
- Trusted/Reliable Source



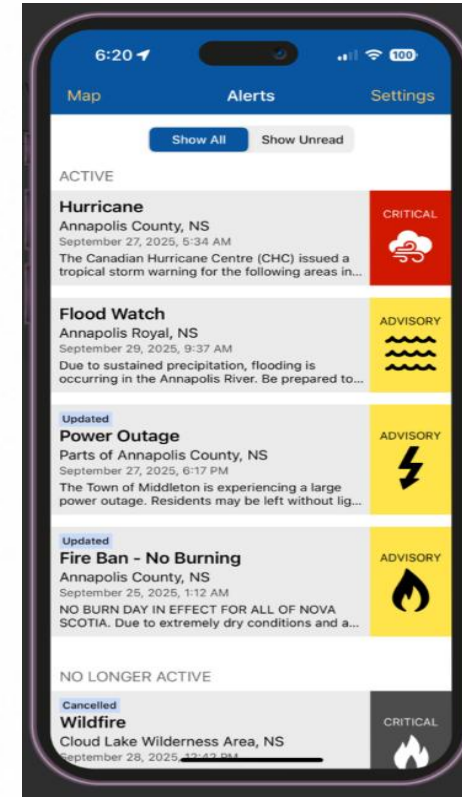
ALERTABLE
Get Instant Emergency Alerts
From Reliable Sources Like
ANNAPOLIS
REM

Text • Email • Phone Call • App

The advertisement features a smartphone on the right side displaying a list of emergency alerts with icons for fire, wind, flood, and other hazards. The background shows a coastal town with houses and boats in a harbor. The text 'ALERTABLE' is prominently displayed at the top, followed by the tagline 'Get Instant Emergency Alerts From Reliable Sources Like ANNAPOLIS REM'. At the bottom, there are icons for 'Text', 'Email', 'Phone Call', and 'App'.

Types of Notifications

- Emergencies
- Evacuations
- Public Safety
- Weather Impacts



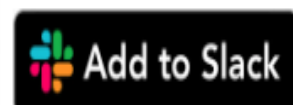
How to Get Alertable

How to Sign Up for Alerts from Your Municipality with Alertable

More than 18 ways to contact people with Alertable

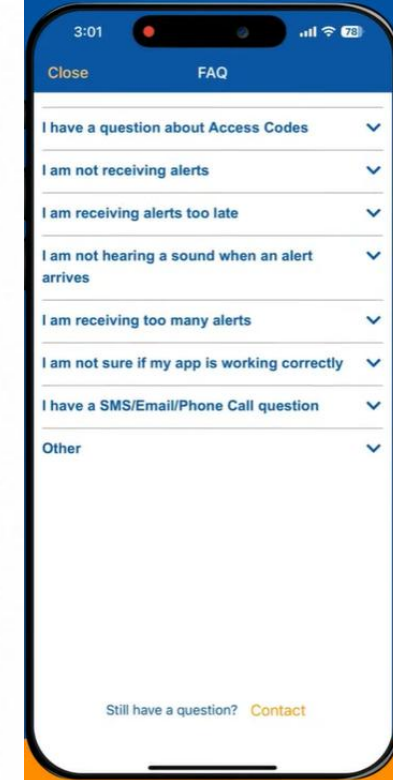
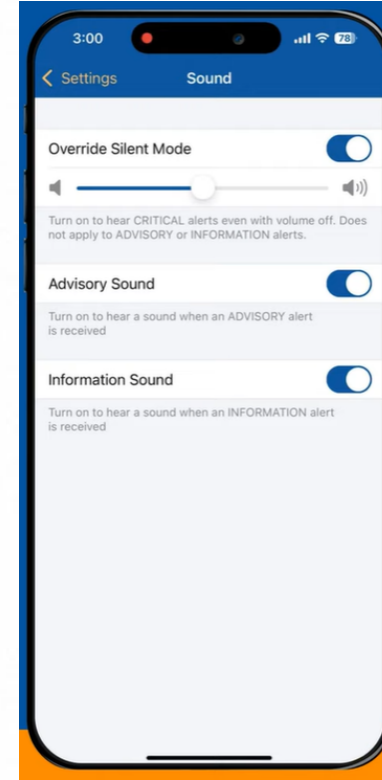
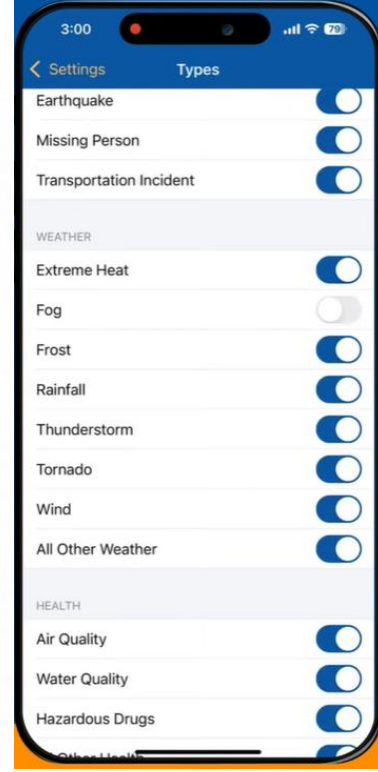
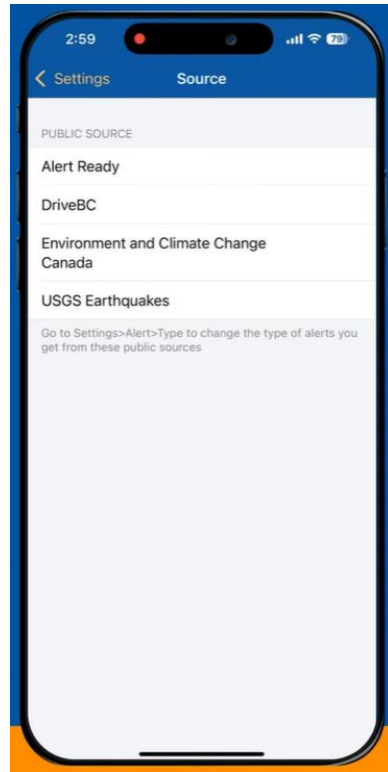
Providing people choice for how they wish to be contacted increases the chances that more people will receive your message and take the necessary actions.

- SMS
- Email
- Phone call
- Website
- iOS
- Android
- Twitter
- Facebook
- Messenger
- Amazon Alexa
- Google Assistant
- Microsoft Teams
- Slack
- Loudspeakers
- Digital signage
- TV
- Radio
- LTE mobile



Personalize Your Notifications

How to Personalize the Alertable App



[How To Update Your Communication Preferences In Alertable](#)

Sign up Now!

ANNAPOLIS REMO EMERGENCY NOTIFICATIONS

ALERTABLE
Stay Aware & Plan Ahead

SIGN UP NOW

VISIT:
ANNAPOLISREMO.CA

For more information contact Annapolis REMO at
902-532-0258 / Border@annapoliscounty.ca



Get alerts that matter. When it matters.

- ON YOUR PHONE**
Download the Alertable app
- BY EMAIL**
Subscribe with your email address
- BY TEXT**
Text your postal code to 866-419-5007



How To Update Your Communication Preferences In Alertable

Questions???



**ANNAPOLIS
REMO**

<https://annapolisremo.ca>
(902) 532-0258
remo@annapoliscounty.ca

The card features a white background with orange and green geometric shapes on the left side. The logo consists of the word 'ANNAPOLIS' in orange and 'REMO' in a larger orange font, with a green circle containing a white triangle to the right.



ALERTABLE
EMERGENCY NOTIFICATIONS
Stay Aware & Plan Ahead



The card has a white background with orange and green geometric shapes on the left. It features the 'ALERTABLE' logo with a stylized orange mountain icon, the text 'EMERGENCY NOTIFICATIONS' in an orange banner, and the slogan 'Stay Aware & Plan Ahead'. A QR code is located at the bottom right, and a smartphone icon is on the left.



ANNAPOLIS REMO

EMERGENCY PREPAREDNESS
COMMUNITY OUTREACH

Emergency Preparedness

starts with *you!*

72
HOURS

